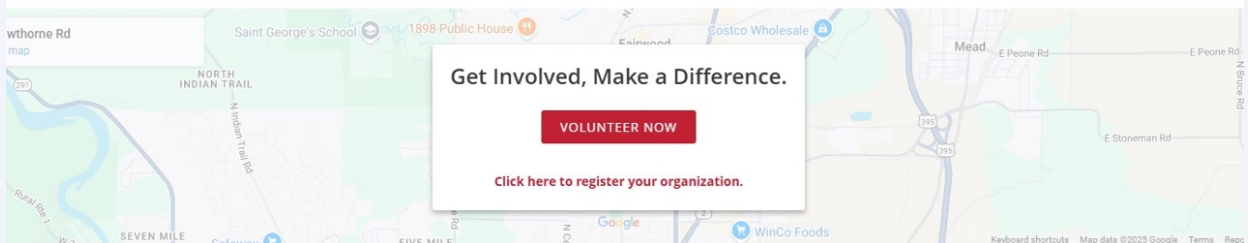


# How To Sign Up For Community Building Day

1 Navigate to <https://serve.whitworth.edu/>



Community Building Day Community Building Day

COMMUN  
BUILDING

Have a Service-Learning course requirement?

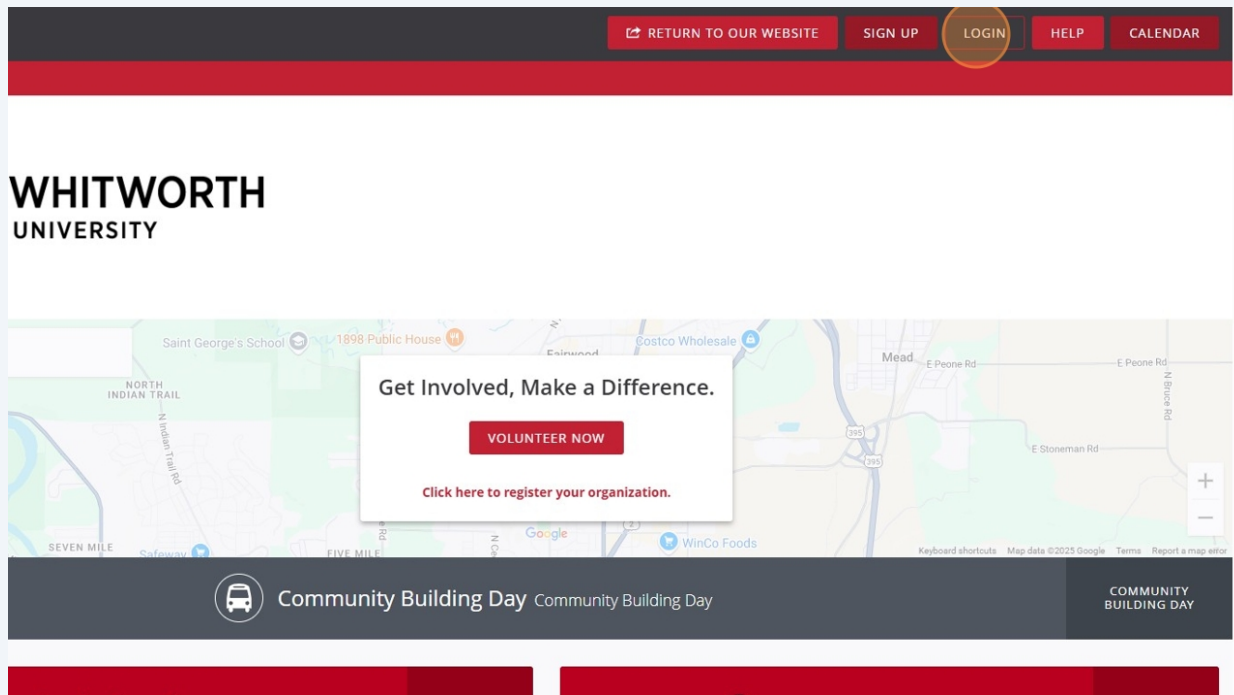
CLICK  
HERE TO  
CHECK!



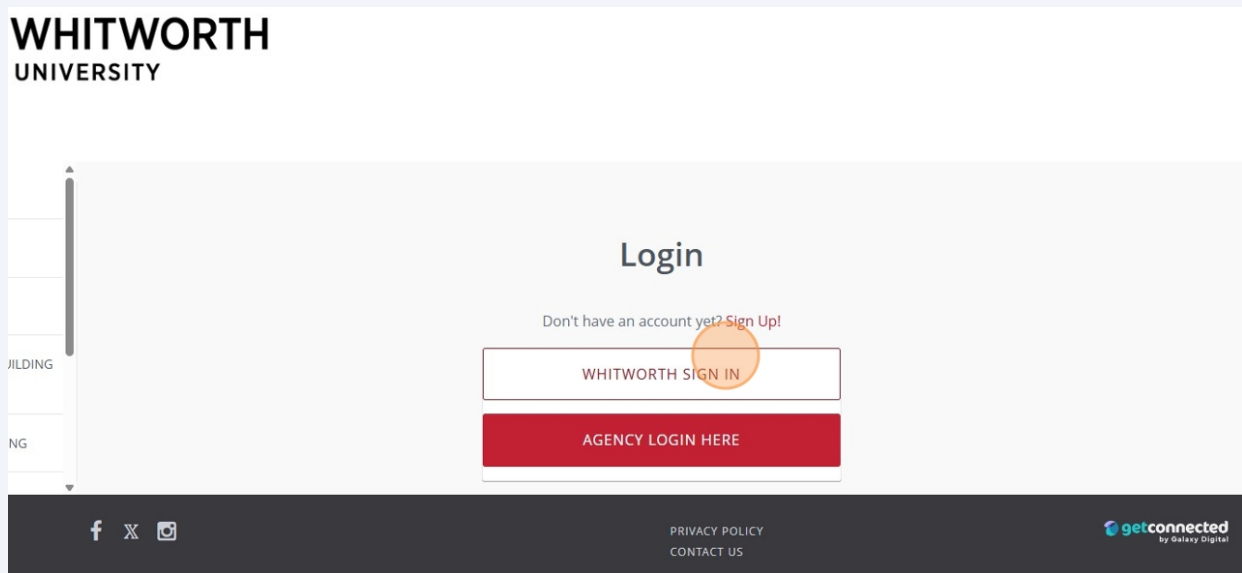
Log Class Hours

LOG  
HOUR

## 2 Click "Login"



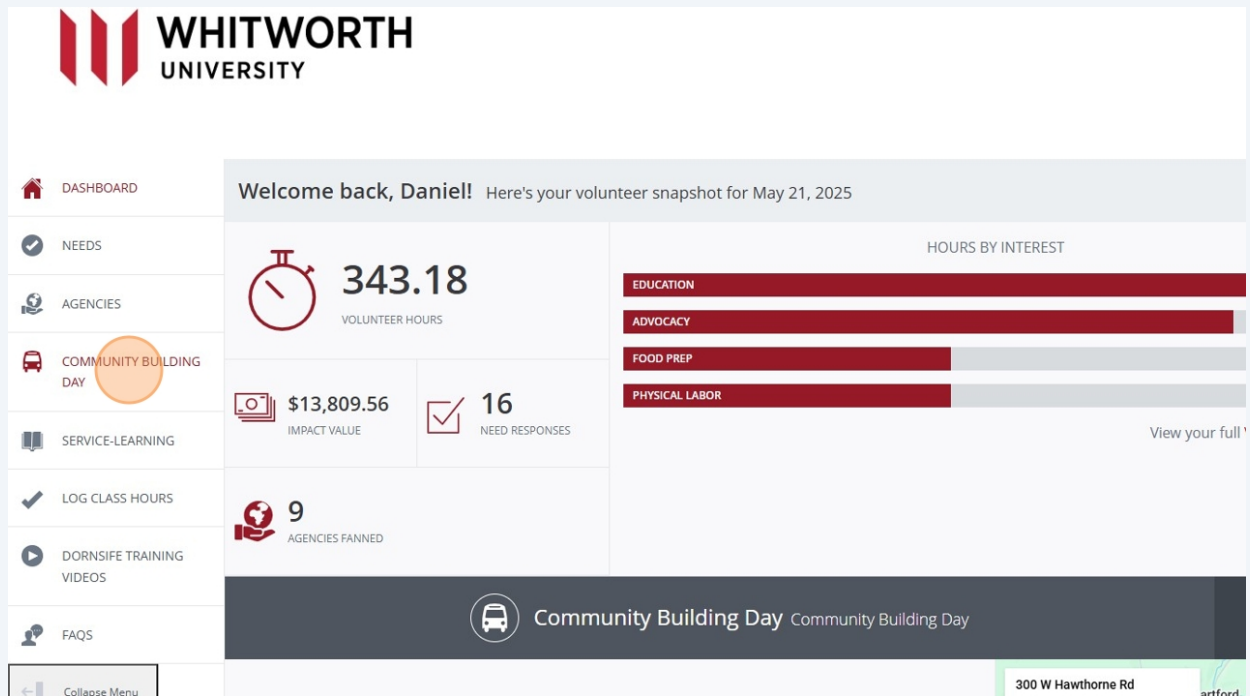
## 3 Click "Whitworth Sign In"



#### 4 Enter your Whitworth Credentials and then Duo Sign In

You'll then need to answer a few questions about your passions and interests, and then agree to the Terms & Conditions.

#### 5 Click "Community Building Day"



## 6 Scroll down and click the link to sign liability paperwork "link"

AGENCIES

COMMUNITY BUILDING DAY

SERVICE-LEARNING

LOG CLASS HOURS

DORNSIFE TRAINING VIDEOS

FAQS

Collapse Menu

Watch on YouTube

**Liability Paperwork**

Follow [this link](#) and respond to the Community Building Day need. If you need support, click the FAQ on the menu to your left or get picture instructions [here](#).

**Take the Pathways Survey**

Please make sure to take the survey before Community Building Day on Wednesday, September 25. It can be found [here](#) and be sure to save your results page.

**Resources**

For an overview of the day click [here](#)

Curious about where your group will be in the Fieldhouse? Click [here](#) to check

f X Instagram

PRIVACY POLICY  
CONTACT US

## 7 Click "Respond"

RETURN TO OUR WEBSITE

MANAGER

MY AGENCIES

CALENDAR

(2864)

DG

HELP

Needs > Community Building Day 2025

**Community Building Day 2025**

Happens On Sep 24, 2025

**Description**

Join in Whitworth's historic tradition of collectively giving back to the community! If you don't have a meal plan you can get a free lunch!

**Interests**

**Agency**

Dornsife Center for Community Engagement

BECOME A FAN

RESPOND

RESPOND AS AN INDIVIDUAL AND NOT AS PART OF A TEAM.

8

Check the box to indicate "I have read and agree to the volunteer waiver"

The screenshot shows a web form for submitting a need response. On the left is a sidebar menu with icons and labels: AGENCIES, COMMUNITY BUILDING DAY, SERVICE-LEARNING, LOG CLASS HOURS, DORNSIFE TRAINING VIDEOS, FAQs, and a Collapse Menu button. The main form area contains the following fields:

- Need Name: [Community Building Day 2025](#)
- Need Date: Happens On Sep 24, 2025
- Agency Name: [Dornsife Center for Community Engagement](#)
- Your Name: Daniel Geiter

Below these fields is a section titled "Additional Volunteer Information" containing a "Response Notes" field with a question mark icon. At the bottom of the form, there is a red "SUBMIT NEED RESPONSE" button, a "CANCEL" button, and a checkbox labeled "I have read and agree to the volunteer waiver". An orange circle is drawn around the checkbox. The footer of the page includes social media icons (Facebook, X, Instagram) and links for "PRIVACY POLICY" and "CONTACT US".

9

Click "Submit Need Response"

This screenshot is identical to the one above, showing the same volunteer waiver form. However, in this version, an orange circle is drawn around the red "SUBMIT NEED RESPONSE" button, indicating the next step in the process. All other elements, including the sidebar, form fields, and footer, remain the same.

10 Click "x" and you are good to go!

